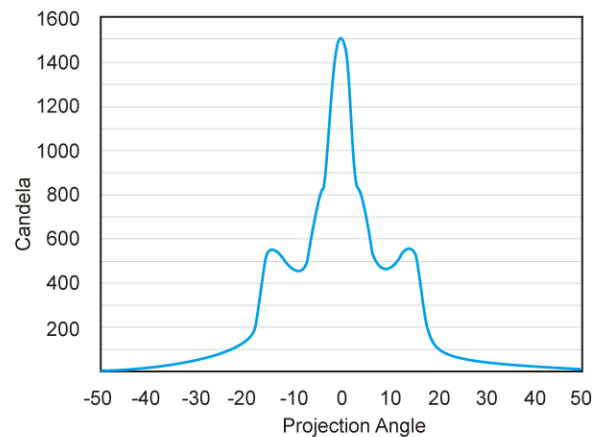
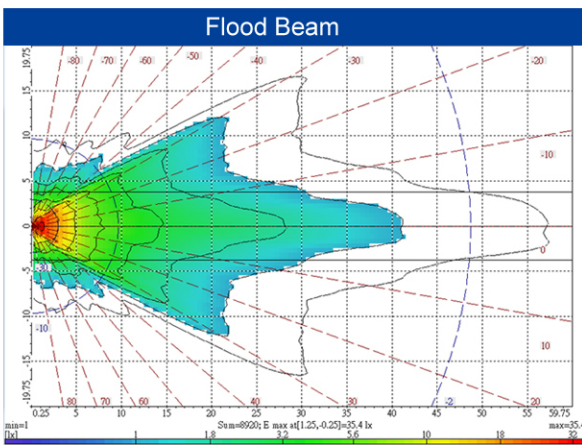
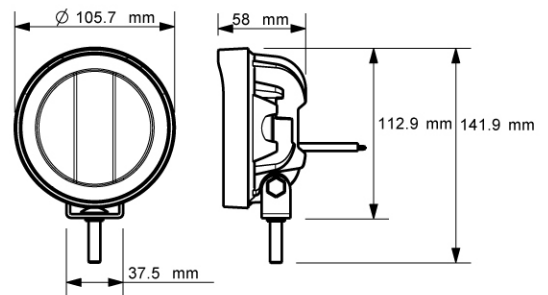




Round Curve Lens LED Work Lamp

NEW PRODUCT

- **See More** unique curve lens provides great wide-flood projection
- **Robust** lamp resists to external impact
- **Compact** 7% smaller than 22808
- **Excellent Material** made of PC lens and aluminum housing
- **IP69K** 100% waterproof and dustproof



Part No.	Voltage	7 SMD high power LEDs				Current Draw	Connection	Weight	IP Rating
		watt	raw lumen	effective lumen	HV CD				
22849	12V~36V	21	1680	1160	1500	13.5V at 1.38±0.1A 28V at 0.67±0.06A	280mm cable	377g	IP69K
Material					Resistant				
lens	housing	bracket	hardware		water	dust	shock	warpage	temperature
PC	aluminum	stainless steel	stainless steel		✓	✓	✓	✓	-30°C~50°C